



We Make Every Endoscope Affordable



Zhuhai Vision Medical Technology Co., Ltd. is located in Hengqin Zhuhai, As a listed National High-tech Enterprise, the company is headquartered in Hengqin Zhuhai (Special Economic Zone in Guangdong Province of the People's Republic of China). Since its establishment in 2016, it has been committed to R&D, production, sales and service of visualization medical devices. The company adheres to the business philosophy of **"We Make Every Endoscope Affordable"**, and provides the society with visualized medical equipments that can alleviate the pain of patients. Benefit the society and let technology bring us health!



+86 400-0756-365 (Service)  
+86 (0) 756 6910150  
301 Building 4, No. 30 Feipeng Road, GMTCM Park,  
Hengqin New Area, Zhuhai City, Guangdong Province, China  
international@vision-medt.com

LINKEDIN Vision-medt  
TWITTER Vision-medt

# Portable flexible wireless bronchoscope -BF

## Best-in-class visualization

Dynamic light control and bright LEDs are designed to help you navigate during procedures and deliver optimized image quality of both videos and photos. CMOS chip-on-tip technology

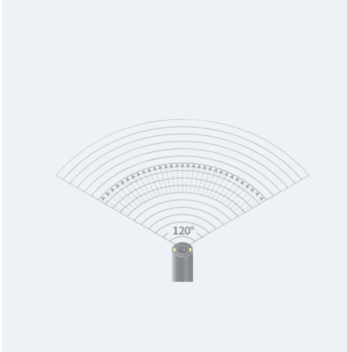
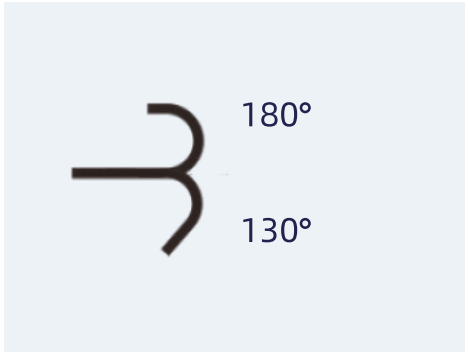
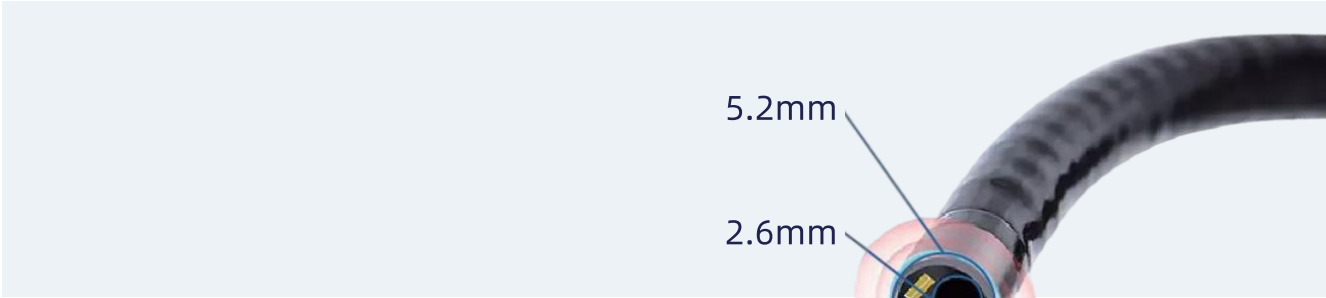
## Large channel in a Small outer diameter

Outer diameter from 3mm to 6.2mm; working channel from 1.2mm to 3.2mm; Meets the clinical needs of pediatric to adult



## One system with 6 bronchoscope sizes to cover your needs

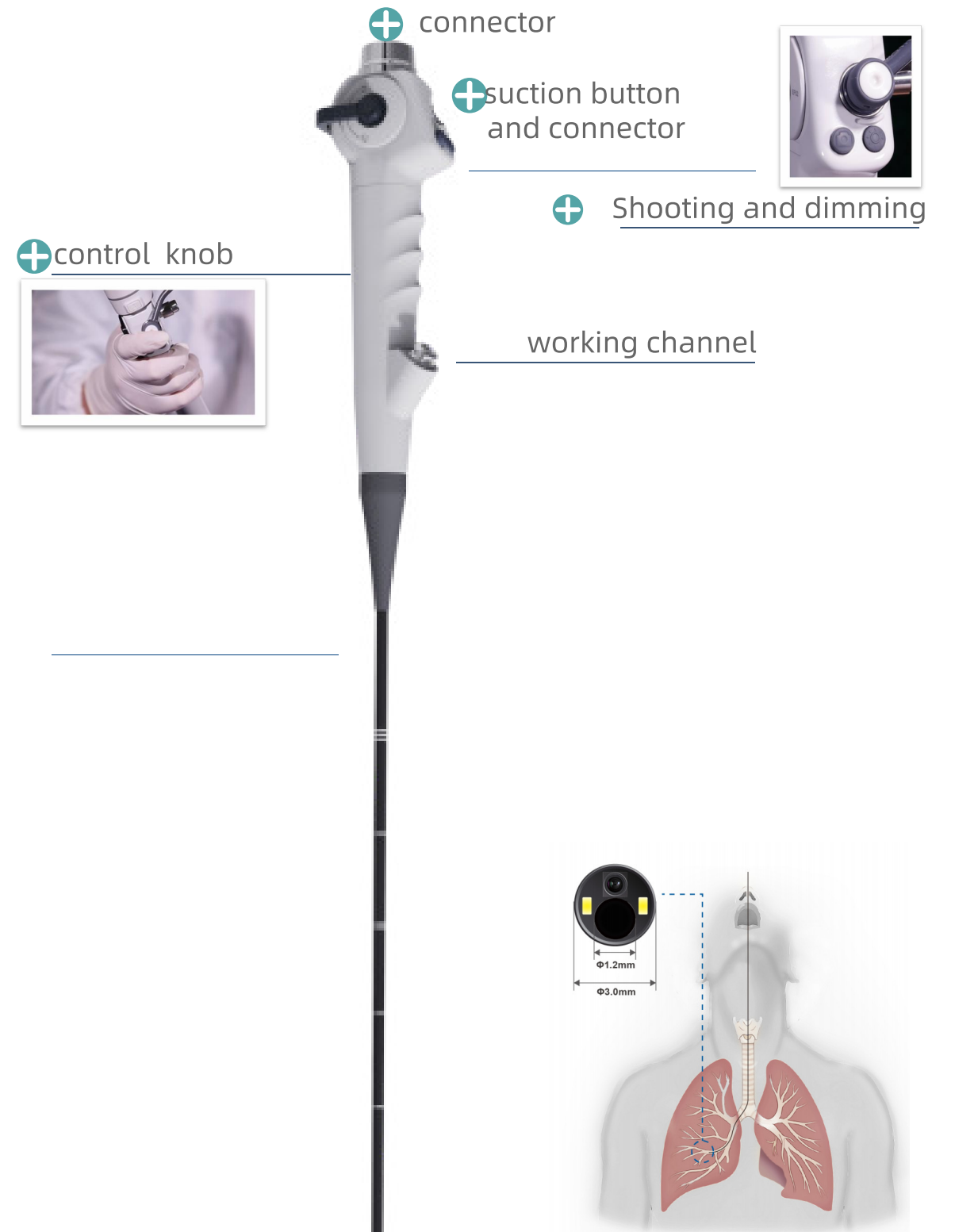
Whether you need a bronchoscope for intubation, placement of DLT or suctioning of heavy secretion Vision BF series covers your needs.







## High Quality & intelligent design



### Wireless Transmission

Multi-screen display  
More options for image review  
wireless integrated multi-screen  
display endoscopic system

### Wireless transmitter WT100

Revolutionary and innovative  
features empower teaching  
activities



### Next-level ergonomics

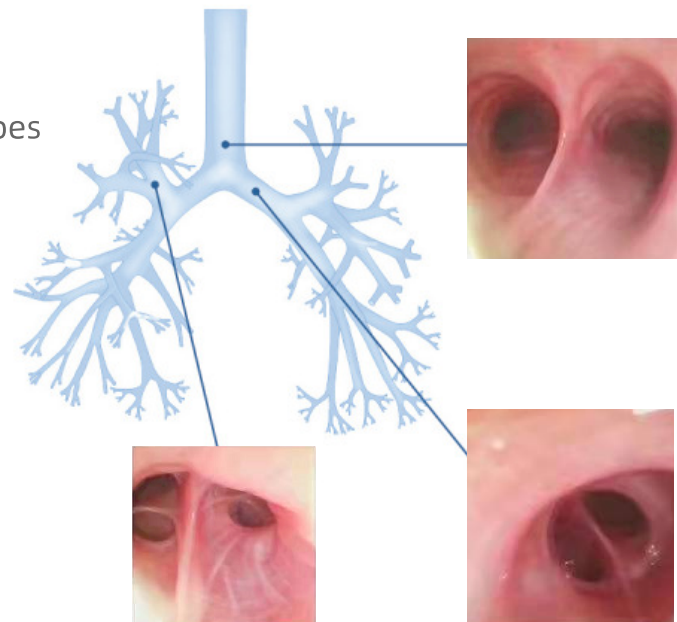
Finger mold design  
for more comfortable grip  
Light weighs just 275grams  
compatible monitor weighs  
just 1.5 kilos.

# Clinical application



BF series are ideal for a wide range of procedures in the OR/ICU/Respiratory

- Intubation
- Airway inspection
- Placing and checking of Double Lumen Tubes
- Placement of Bronchial Blockers
- Airway inspection
- Difficult intubation
- Management of retained secretion
- Bronchial Aveolar Lavage
- Percutaneous Dilatational Tracheostomy
- Protected Specimen Brush sampling



# Monitor VS50&VS100 high resolution monitor

- Portable touch-screen monitor
- Intuitive user interface
- Easy file transfer by USB, SD card
- Minimum 4 hours battery time
- Display of live image on external monitor, e.g. for training



1080\*800 resolution 95% NTSE 10 inch 180° rotation

1920\*1080 resolution 95% NTSE 5 inch 0~320° rotation

Specifications	BF30	BF42	BF45	BF52	BF58	BF62
Outer diameter of insertion tube	Φ3.0mm	Φ4.2mm	Φ4.5mm	Φ5.2mm	Φ5.8mm	Φ6.2mm
Inner diameter of instrument channel	Φ1.2mm	Φ2.0mm	Φ2.2mm	Φ2.6mm	Φ2.8mm	Φ3.2mm
Field of view	120°					
Depth of view field	3mm-200mm					
Range of tip Bending	(U)180° (D)130°					
Working length	600mm					

Specifications	VS100
Imaging resolution	1280x800
Video output	DVI/SDI/S-Video/CVBS
Wireless transmission	Wifi
Data storage	USB Disk, SD card
Inner/Video format	JPG/BMP/MP4
Power	100~240V; 50/60Hz